



OHIO HOUSING
FINANCE AGENCY

FISCAL YEAR 2023
**ANNUAL
REPORT**

July 1, 2022 - June 30, 2023



A MESSAGE FROM THE EXECUTIVE DIRECTOR

It has been an exciting and challenging year for the Ohio Housing Finance Agency. In February, OHFA celebrated its 40th anniversary, and while the mission has grown over the years the commitment to providing Ohioans with safe, affordable housing remains. The work we do contributes \$4.5 billion a year to the state economy, generating \$423.2 million in tax revenue, and creating or sustaining more than 27,000 jobs. Most importantly, the work we do supports Ohio's growing workforce by providing it with affordable housing opportunities and creating pathways to homeownership.

Rising interest rates and limited housing stock create a challenging housing market, but in fiscal year 2023, OHFA financed 3,233 homebuyer loans, exceeding the agency's goal by more than 10% for the second year in a row. Of those loans, 2,750 included down payment assistance. Our success is built on our strong relationships with 118 lenders throughout Ohio that promote our products. And, through our outreach and training efforts, we educated more than 4,000 Ohio homebuyers, real estate agents, mortgage lenders, and housing counselors on the benefits of our programs.

The Save the Dream Ohio program continues to help Ohioans who are facing foreclosure or cannot afford to pay their mortgages, utility bills or other related housing costs as a result of economic hardship caused by the COVID-19 pandemic. In fiscal year 2023, we assisted nearly 19,000 homeowners through the program totaling more than \$144.2 million in assistance. Applications for assistance continue to come in and we are working to develop a wind-down plan for the program. Our goal is to help as many Ohio homeowners as possible with the remaining funds.

The Office of Multifamily Housing had a busy year, supporting the creation and preservation of 3,895 affordable rental units throughout Ohio. The office allocated \$49.2 million in federal Low-Income Housing Tax Credits to be awarded annually over 10 years. Nearly 500 units are in areas of high or very high opportunity, and more than 1,600 are in areas of growth. Providing low-income Ohioans with safe, decent, and affordable rental housing helps improve lives and remove barriers to success.

The Office of Research and Analytics completed the Fiscal Year 2024 Housing Needs Assessment, which was used to develop the fiscal year 2024-2025 Annual Plan and will guide us as we work with our partners across the state and in the Ohio General Assembly to address Ohio's housing challenges.

We ended the 2022 calendar year with another successful Ohio Housing Conference. Back in person for the first time since 2020, we had more than 1,400 participants from more than 30 states. The Ohio Capital Corporation for Housing and OHFA teams are already working on making this year's conference, November 28-29 in Columbus, a success.

OHFA is committed to delivering our programs with a high standard of excellence and customer service that make a difference in the lives of Ohioans. In the coming year, we look forward to implementing two new tax credit programs that were included in the FY24-25 State Budget to address Ohio's housing needs. We also look forward to working with the Ohio General Assembly and our many partners throughout Ohio to increase the availability of affordable quality housing in Ohio and to help Ohioans realize their dream of homeownership.

Shawn Smith
Executive Director





An 11-member board administers the Ohio Housing Finance Agency. The board consists of the Director of the Ohio Department of Commerce (or designee), the Director of the Ohio Development Services Agency (or designee) and nine public members. The governor appoints the nine public board members for six-year terms to represent various housing sectors and the public. Pictured from left to right:

RALPH E. GRIFFITH
Senior Vice President
*Value Recovery
Group, Inc.*

LORI STEINER
CEO/COO
Borror

JEFFREY D. QUAYLE
Senior Vice President
(Retired)
Ohio Bankers League

DUANA M. PATTON
CEO
*Ohio District 5 Area Agency
on Aging*

PATRICIA P. CASH
Senior Vice President
(Retired)
PNC Bank

SHERYL MAXFIELD
(BOARD CHAIR)
(EX OFFICIO)
Director
*Ohio Department of
Commerce*

MIKE FRAIZER*
Deputy Director,
Program Operations
*Ohio Department of
Development*

EILEEN CROTTY
AUSTRIA
President and Owner
EFA Solutions

BRAD KNAPP
Senior Vice President
*Henkle Schueler &
Associates*

WILLIAM FARNSEL
Executive Director
Neighborworks Toledo

*Designee of Lydia Mihalik, Director of the Department of Development.



AGENCY OVERVIEW

For 40 years, OHFA has helped low- and moderate-income Ohioans access safe, quality, and affordable housing. We use federal and state resources and partner with a broad set of stakeholders to strengthen Ohio's affordable housing landscape. OHFA helps Ohioans achieve the dream of homeownership through down payment assistance, fixed-rate loans, and Mortgage Tax Credits. We work to help people stay in their homes by preventing foreclosure through programs like Save the Dream Ohio. OHFA also provides financing for affordable rental housing development and rehabilitation of housing for low- and moderate-income families and individuals, including older adults, persons with disabilities, persons experiencing homelessness, persons struggling with mental illness or substance abuse, and veterans. The Agency works to maintain the safety and high standards of this rental housing through asset management, inspections, and compliance training and technical assistance.

OUR MISSION

OHFA uses federal and state resources to finance housing opportunities for low- and moderate-income Ohioans through programs that develop, preserve, and sustain affordable housing throughout the state. Our mission statement, ***"We open the doors to an affordable place to call home,"*** provides focus for our daily work.

OUR VISION

We envision an Ohio where everyone has a safe, decent, and affordable place to call home.





OUR IMPACT

Since 1983, OHFA has empowered more than 153,000 households throughout Ohio to achieve the dream of homeownership. As the allocating agency for the federal Low-Income Housing Tax Credit (LIHTC) program, OHFA has assisted in the financing of more than 146,000 affordable rental housing units since 1987. Through this service to Ohio, OHFA has become a respected and trusted leader in the affordable housing finance industry while creating or sustaining more

than 27,000 jobs and contributing \$4.5 billion a year to the state's economy. OHFA continues to identify innovative, inclusive, and sustainable housing solutions that provide a diverse set of renters and homebuyers with safe, affordable, and stable places to live. Our dedicated staff maintain high standards of customer service and technical expertise as we partner with public agencies and a broad group of organizations to positively impact all communities throughout Ohio.

HOMEOWNERSHIP.

MAKE IT PART OF YOUR FUTURE.

A core part of our mission at OHFA is to encourage homeownership for low- to moderate-income Ohioans, and we accomplish this by providing a variety of financing programs. We offer 30-year, fixed-rate conventional or government loans with generous income and purchase price limits, designed especially for homebuyers with low and moderate incomes. In fiscal year 2023, we financed 3,233 loans totaling \$515 million.

The ***Your Choice! Down Payment Assistance*** program allows homebuyers to choose assistance of either 2.5% or 5% of the home's purchase price. This assistance is applied toward a down payment, closing costs, or other pre-closing expenses, and is forgiven after seven years. In fiscal year 2023, OHFA financed 2,750 loans with this assistance: 376 using 2.5% down payment assistance and 2,374 using 5% down payment assistance.

For recent Ohio graduates interested in purchasing a home, OHFA offers the ***Grants for Grads*** program, which provides a discounted mortgage interest rate and down payment assistance to help with a purchase of a home. Over the last three years, we have seen an increase in the number of Grants for Grads loans, financing 224 loans in fiscal year 2023.

Established in 2008, the ***Ohio Heroes*** program provides a discounted mortgage rate to veterans, active duty military members or members of reserve components (including surviving spouses), police officers, firefighters, volunteer firefighters, EMTs and paramedics, physicians, nurse practitioners, nurses (RN and LPN) and STNAs, teachers (pre-K through grade 12), administrators and counselors. Interest in this program remains steady with OHFA financing 446 loans in fiscal year 2023.



OHFA financed **3,233 loans** in FY 2023 totaling **\$515 million**.



224 Grants for Grads loans were financed in FY 2023, an increase from 197 in FY 2022.



Ohio Heroes remains a strong program with **446 loans** financed in FY 2023.



OHFA Homebuyer Profile

31

MEDIAN AGE

\$58,222

MEDIAN ANNUAL
HOUSEHOLD INCOME

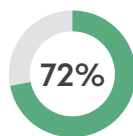
\$160,210

AVERAGE SALE PRICE

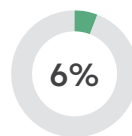
706

AVERAGE FICO® SCORE

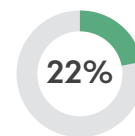
MARITAL STATUS



SINGLE

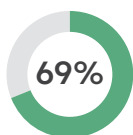


MARRIED

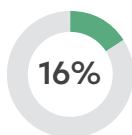


UNKNOWN

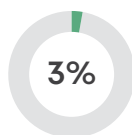
RACE & ETHNICITY



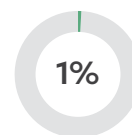
WHITE



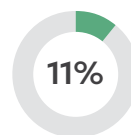
BLACK



HISPANIC



ASIAN/
PACIFIC ISLANDER

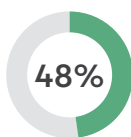


OTHER/
UNKNOWN

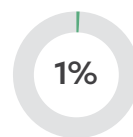
GENDER*



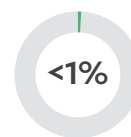
FEMALE



MALE



NON-BINARY



UNKNOWN

**Due to rounding, percentages do not add up to 100%.*





***OHFA's Terri Gibbs with Judy Dallas at the 2023
Columbus African American Male Wellness Walk***

MEET AN OHFA HOMEBUYER

Meet **Judy Dallas**, an Ohio entrepreneur and owner of Judy's Scootys, a mobility scooter rental service in Central Ohio. Judy is also a first-time homebuyer who purchased her home using the Your Choice! Down Payment Assistance program.

"To be able to purchase a \$150,000+ duplex, which will serve as a retirement place for me and provide additional rental income, is better than a dream come true," Judy said.

When the original owner/landlord decided to sell the property, Judy wanted to purchase the duplex before someone else did. By purchasing the property, she wouldn't have to worry about her rent increasing with the new landlord. She also would be able to help support her granddaughter who lives next

door. Judy's home has two bedrooms with one and a half bathrooms, a garage, and a fully fenced-in backyard. In addition, the HVAC system, water tank, flooring, and kitchen cabinets were all brand new.

"This had become a place where we could have family parties and cookouts in the huge backyard," Judy said.

Working with her lender, Judy used 5% down payment assistance to apply towards the purchase of her home. With the more than \$7,000 she received plus a seller credit, Judy's out-of-pocket closing costs were a little more than \$100.

"If it were not for this OHFA opportunity, I don't know where me or my granddaughter would be."



DEVELOPING NEW PARTNERSHIPS

The Public Affairs team worked closely with the Office of Single Family Housing to promote the various homebuyer assistance programs. Jon Duy worked with the National Veterans Memorial and Museum to create a new video on the Ohio Heroes program and the Ohio Department of Veterans Services to educate more Ohio veterans on the benefits of the program. Tom Walker and Vaughn Holsopple represented OHFA at the Central Ohio Stand Down, which is a resource fair for veterans.



Jon Duy tapes a video at the National Veterans Memorial and Museum to highlight Ohio Heroes.

OHFA also returned to the Ohio State Fair with a booth in the Marketplace building. Over the course of the 14-day fair, the team talked with more than 2,000 visitors.



OHFA staff speak with visitors at the Ohio State Fair.

And for the first time, the Ohio Department of Commerce's Division of Real Estate, Ohio Department of Insurance, and OHFA collaborated to promote the various programs and resources for Ohio homebuyers during National Homeownership Month in June. The campaign included social media, news releases and blogs as well as a statewide radio advertising campaign through the Ohio Association of Broadcasters.

OHFA works with 118 lenders throughout Ohio to administer these programs. Once a homebuyer identifies an OHFA-approved lender in their area with whom they would like to work, they complete the OHFA assistance application along with the mortgage application. This makes it easier on the potential homebuyer. OHFA homebuyers are also required to complete a homebuyer education course.

Working with our partners, we continue to educate Ohioans, real estate agents, and mortgage lenders on our homebuyer programs and how they can make the dream of homeownership a reality. The outreach initiatives and strong lender partnerships resulted in OHFA financing loans for homebuyers in 85 of the 88 counties.



MEET AN OHFA LENDER



Meet **Tim Bullock**, vice president of Union Home Mortgage, an OHFA-approved lender.

Recently, a real estate agent referred a client to Tim. He guided the client through the process to use OHFA's Your Choice! Down Payment Assistance program to secure a Federal Housing Administration (FHA) loan. With the addition of seller's assistance, the client was able to buy his first home in Columbus and pay less than \$1,500 out of pocket.

Without the assistance from OHFA, the client would have had to wait years to be able to save enough money toward a down payment and other related closing cost fees to purchase his house. Now, the client, his fiancé, and their one-year-old child have a new home with a fenced-in yard. They're looking forward to adopting/fostering their first family pet.

"I have utilized OHFA's down payment assistance programs since I have been in the industry and that has been over 25 years," Tim said. ***"The down payment assistance programs that OHFA offers allow our clients to purchase their first home when otherwise they would not be able to because of the inability to save up."***

MEET AN OHFA REALTOR


Meet **Kate Ryan**. She's a realtor with Tarter Realty who recently helped first-time homebuyers in the Akron/Canton area purchase a home using OHFA's 5% Your Choice! Down Payment Assistance program. The program allowed her clients to choose either 2.5% or 5% of the home's purchase price to apply toward their down payment, closing costs, or other pre-closing expenses.

After her qualified buyers completed the free required homebuyer education course, Kate negotiated seller's assistance, which is closing costs or portions thereof paid by the seller on behalf of the buyers, through the offer.

When all was said and done, Kate's clients purchased their first home with less than \$1,500 out of their pockets at closing. As long as Kate's clients stay in their home for seven years, OHFA will forgive Your Choice! Down Payment Assistance.

Kate's partnership with OHFA allows her to provide her clients with additional financing options when purchasing a home.





HELPING OHIOANS FINANCIALLY IMPACTED BY THE COVID-19 PANDEMIC

FUNDING PREVENTS
FORECLOSURES AND
UTILITY SHUT-OFFS




Save the Dream Ohio
assisted **18,695 total**
homeowners totaling
\$144 million in FY 2023.

Over the last two years, OHFA has been helping Ohioans financially impacted by the COVID-19 pandemic avoid foreclosures and utility shut-offs through the **Save the Dream Ohio** program. Funded by the American Rescue Plan Act of 2021, the state of Ohio received \$280 million for the program. At the end of the fiscal year, the program had helped Ohioans in all 88 counties.

Comprised of two components, **mortgage assistance**, which is administered by OHFA, and **Utility Assistance Plus**, which is administered on OHFA's behalf by local Community Action Agencies. The mortgage assistance component provides eligible Ohio homeowners with financial assistance to pay delinquent mortgage payments and/or future mortgage payments for up to six months. While the amount of assistance may vary by household, an eligible household may receive up to \$25,000 in mortgage assistance.

Homeowners that need assistance paying utility bills, non-escrowed property taxes, and other qualified housing costs may be eligible for assistance through the Utility Assistance Plus component of the program. A household may receive up to \$10,000 in utility and/or housing cost assistance.

The program helped nearly 19,000 Ohioans with a total of \$144 million in assistance in fiscal year 2023. This represents an increase of 111% from fiscal year 2022 in the number of new households receiving mortgage assistance and a 54% increase in the number of new households assisted through the Utility Assistance Plus program. Ninety percent of the households assisted had incomes at or below the area median income.



Of the 18,695 homeowners helped by Save the Dream Ohio, **12,397** were provided **mortgage assistance**.

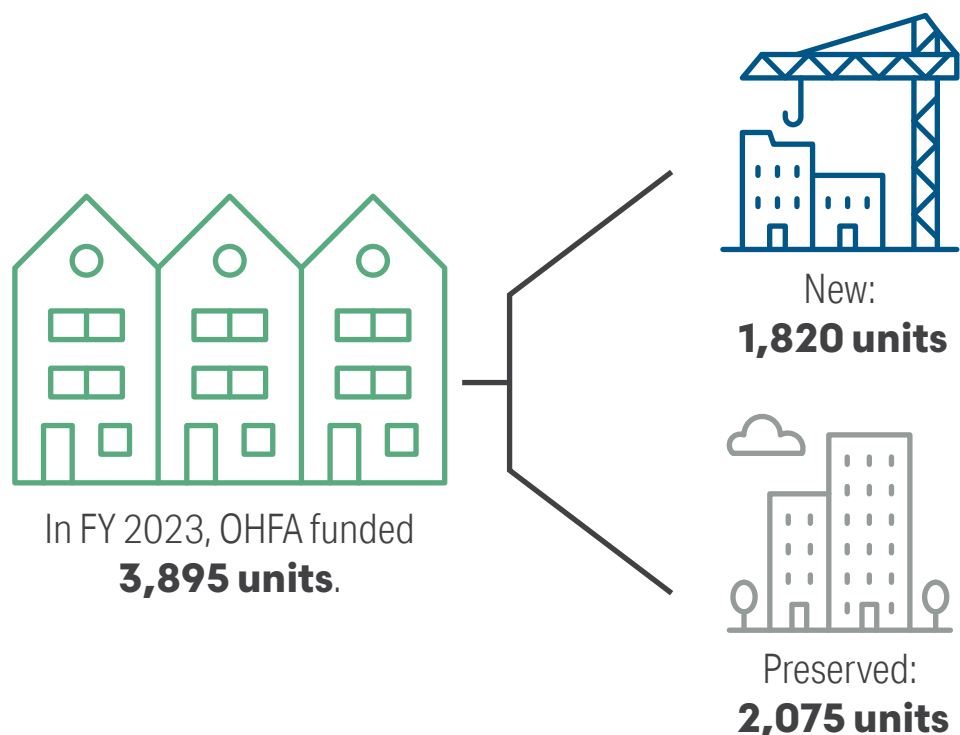


7,360 Ohio homeowners received help through the **Utility Assistance Plus** program.



INCREASING HOUSING OPPORTUNITIES FOR OHIOANS

Working with partners across the state, OHFA continues to address access to safe and affordable housing throughout Ohio. Strong communities with a variety of housing options for Ohio's growing workforce are critical to our state's long-term success. OHFA continues to work to address Ohio's housing needs through the administration of federal and state financing resources.



In fiscal year 2023, OHFA funded the creation or preservation of 3,895 affordable rental units across the state through the **Low-Income Housing Tax Credit** program, the **Housing Development Assistance Programs** (includes the HOME Investment Partnerships Program, the National Housing Trust Fund, and the Ohio Housing Trust Fund), the **Multifamily Bond Program**, and the **Housing Development Loan program**. Of the units created, 481 are for households with income at or below 30% of the area median income, and 1,485 are in projects that are accessible to individuals with physical disabilities.



Shawn Smith attends the Starling Yard groundbreaking ceremony with Columbus Mayor Andrew Ginther.

Breakdown of Funding by Program



\$49.2M
LOW-INCOME
HOUSING
TAX CREDITS



\$11.9M
HOUSING
DEVELOPMENT
ASSISTANCE
PROGRAMS



\$300.3M
MULTIFAMILY
BONDS



\$39.8M
HOUSING
DEVELOPMENT
LOANS



FY2023 GRANT PROGRAM SUMMARY

In June 2022, the Board invested in two innovative initiatives that align with OHFA's mission. The grants, both of which were expended and completed in fiscal year 2023, are:

A **\$250,000 grant** to the Ohio Department of Mental Health and Addiction Services (OhioMHAS) for a Critical Repair Funding Program for Class 2 Residential Facilities (RF2), which includes adult care facilities. OhioMHAS received 181 applications and funded **29 operators** in 12 cities across the state. All grant funds were drawn and repairs were completed by the sub-recipients before the deadline of September 30, 2023.

A **\$75,000 grant** to Move to PROSPER, a Columbus-based nonprofit organization that helps low-income families in Central Ohio relocate to apartments in high opportunity areas and provides career and financial coaching. Rental assistance is also provided to the first cohort of families participating in the **Empower 100 Initiative**. This grant helped support **16 families** during the fiscal year while they received access to coaching and educational opportunities.



OHFA Renter Profile

31

MEDIAN RENTER AGE

55

MEDIAN HEAD OF HOUSEHOLD AGE

\$13,024

MEDIAN ANNUAL
HOUSEHOLD INCOME

\$771

MEDIAN MONTHLY GROSS RENT

\$299

MEDIAN PAID BY RENTER

33%

RENTERS UNDER 18

29%

RENTERS 55 AND OVER

72%

WOMEN HEADS OF HOUSEHOLD





Serving residents like Robin who are 55 and older, Findlay's The Village at Eastern Woods has 50 units of which five are designated for the Ohio 811 Program.



OHIO 811

PROJECT RENTAL ASSISTANCE

Through the Ohio 811 Program, OHFA partners with the Ohio Department of Medicaid, the Ohio Department of Developmental Disabilities, and the Ohio Department of Mental Health & Addiction Services to provide rental subsidies and access to supportive services to extremely low-income households comprised of one or more adults with a disability so that they can live in integrated settings.

The program's project-based rental assistance can be used to designate up to 25% of total project units as 811 units. The subsidy can be awarded to family or senior projects seeking OHFA funding as well as previously funded OHFA projects currently operating throughout the state. At the end of fiscal year 2023, 350 units were leased through the 811 Program.

Ohio | Department of
Development Disabilities



Ohio | Department of
Medicaid




ENSURING QUALITY AND SAFETY

Multifamily housing developments funded by OHFA are subject to significant program and compliance requirements to ensure the quality of the housing developments. OHFA staff complete financial reviews, physical inspections, and file reviews of income certifications and rent records. In fiscal year 2023, OHFA conducted 111 financial reviews, 496 physical inspections and 482 file reviews. At the end of the fiscal year, there were 56 projects in the pipeline for the Compliance Next Steps process, which are meetings held to ensure that development teams are aware of all state and federal regulations associated with their funding.

Additionally, OHFA maintains a Compliance Help Desk and a Resident Help Desk to address questions from development managers and Ohioans living in OHFA-funded properties. Over the last fiscal year, the Compliance team processed 981 Compliance Help Desk tickets with an average response time of three days and 241 Resident Help Desk tickets with an average response time of 10 days.

Breakdown of Help Desk Ticket Responses in FY 2023



981

COMPLIANCE HELP DESK TICKETS

AVERAGE RESPONSE TIME:
3 DAYS



241

RESIDENT HELP DESK TICKETS

AVERAGE RESPONSE TIME:
10 DAYS





In April 2023, OHFA staff participated in the Habitat for Humanity Build at the Ohio Statehouse.

LOOKING FORWARD

The FY 2024-2025 state budget included two new programs to help Ohio address its housing needs: the State Low-Income Housing Tax Credit and the Single Family Housing Tax Credit. The State Low-Income Housing Tax Credit provides OHFA with \$100 million a year in tax credits, for the next four years, to support the development of low-income multifamily rental housing in Ohio that would not otherwise have been created. While the Single Family Tax Credit provides \$50 million a year in tax credits, for four years, to support the development of newly constructed, single-family housing for Ohioans.

OHFA is currently working to develop the program guidelines. More information will be available at ohiohome.org.



APPENDIX A

Homebuyer Program Lenders by Total Loan Volume, FY 2023

Lender	Number of Loans	Percent of Loans	Max Loan Amount	Percent of Loan Amount	Average Loan Amount
Fairway Independent Mortgage Corp	535	16.54	\$78,444,929	15.23	\$146,626
CrossCountry Mortgage LLC	262	8.10	\$41,542,184	8.06	\$158,558
Ruoff Mortgage Company Inc	202	6.25	\$34,468,297	6.69	\$170,635
The Huntington National Bank	155	4.79	\$22,100,852	4.29	\$142,586
Union Home Mortgage Corp	136	4.21	\$21,916,185	4.25	\$161,148
First Ohio Home Finance Inc	135	4.17	\$21,064,535	4.09	\$156,034
Waterstone Mortgage Corporation	96	2.97	\$11,862,583	2.30	\$123,569
USA Mortgage	88	2.72	\$14,934,738	2.90	\$169,713
Revolution Mortgage	85	2.63	\$14,834,499	2.88	\$174,524
Amerifirst Financial Corp.	82	2.54	\$11,116,978	2.16	\$135,573
Guaranteed Rate Inc	79	2.44	\$14,739,116	2.86	\$186,571
Rapid Mortgage Company	73	2.26	\$12,830,903	2.49	\$175,766
NFM Inc DBA NFM Lending	60	1.86	\$10,936,451	2.12	\$182,274
Howard Hanna Mortgage Services	60	1.86	\$8,523,978	1.65	\$142,066
Your Home Financial, LLC	57	1.76	\$8,672,024	1.68	\$152,141
Novus Home Mortgage Div. of Ixonia Bank	56	1.73	\$7,401,741	1.44	\$132,174
Hometown Lenders LLC	54	1.67	\$9,320,691	1.81	\$172,605
US Bank Home Mortgage	50	1.55	\$7,669,356	1.49	\$153,387
Prime Lending	49	1.52	\$7,911,440	1.54	\$161,458
Homeside Financial , LLC	46	1.42	\$8,053,827	1.56	\$175,083
Thrive Mortgage LLC	42	1.30	\$5,993,136	1.16	\$142,694
Primary Residential Mortgage Inc	35	1.08	\$5,345,092	1.04	\$152,717
Coast One Mortgage LLC	34	1.05	\$5,992,577	1.16	\$176,252
Equity Resources Inc.	33	1.02	\$4,558,668	0.88	\$138,141
Geneva Financial, LLC	31	0.96	\$6,170,103	1.20	\$199,036
NTFN Inc dba Premier Nationwide Lending	27	0.83	\$5,406,502	1.05	\$200,241



Lender	Number of Loans	Percent of Loans	Max Loan Amount	Percent of Loan Amount	Average Loan Amount
American Midwest Mortgage	27	0.83	\$4,119,024	0.80	\$152,556
Go Mortgage LLC	23	0.71	\$3,985,606	0.77	\$173,287
Guaranteed Rate Affinity	23	0.71	\$4,054,139	0.79	\$176,267
American Pacific Mortgage Corp	23	0.71	\$4,344,777	0.84	\$188,903
Park National Bank	23	0.71	\$3,485,613	0.68	\$151,548
Paramount Residential Mortgage Grp	22	0.68	\$3,221,181	0.63	\$146,417
Caliber Home Loans	21	0.65	\$3,253,260	0.63	\$154,917
Peoples Mortgage Company	20	0.62	\$3,201,040	0.62	\$160,052
First Community Mortgage	19	0.59	\$3,462,071	0.67	\$182,214
Fifth Third Bank	19	0.59	\$3,229,063	0.63	\$169,951
Loan Depot.Com LLC	18	0.56	\$2,599,121	0.50	\$144,396
River Hills Bank	18	0.56	\$3,124,974	0.61	\$173,610
American Mortgage Service Company	18	0.56	\$3,383,691	0.66	\$187,983
Option Financial LLC	15	0.46	\$2,892,620	0.56	\$192,841
Eustis Mortgage Corporation	15	0.46	\$2,227,221	0.43	\$148,481
Reliance First Capital, LLC	14	0.43	\$1,927,367	0.37	\$137,669
Portage Community Bank	14	0.43	\$1,885,441	0.37	\$134,674
Western Ohio Mortgage Company	13	0.40	\$2,124,771	0.41	\$163,444
Stockton Mortgage Corp	12	0.37	\$2,284,620	0.44	\$190,385
Movement Mortgage	11	0.34	\$1,547,399	0.30	\$140,673
Bank of England	11	0.34	\$1,729,502	0.34	\$157,227
Hallmark Home Mortgage LLC	11	0.34	\$1,844,272	0.36	\$167,661
Supreme Lending	11	0.34	\$1,855,135	0.36	\$168,649
Guild Mortgage	11	0.34	\$2,492,705	0.48	\$226,610
Norcom Mortgage	11	0.34	\$1,870,690	0.36	\$170,063
US Mortgage Corp	11	0.34	\$1,988,680	0.39	\$180,789



Lender	Number of Loans	Percent of Loans	Max Loan Amount	Percent of Loan Amount	Average Loan Amount
Prosperity Home Mortgage, LLC	10	0.31	\$1,734,990	0.34	\$173,499
First Centennial Mortgage Corp	10	0.31	\$1,716,136	0.33	\$171,614
Neighborhood Loans, Inc	10	0.31	\$2,499,878	0.49	\$249,988
New American Funding	9	0.28	\$1,572,566	0.31	\$174,730
Bayshore Mortgage Funding, LLC	9	0.28	\$1,554,017	0.30	\$172,669
Nations Reliable Lending LLC	9	0.28	\$1,541,528	0.30	\$171,281
Union Bank The	8	0.25	\$1,183,473	0.23	\$147,934
Mortgage 300 Corp	8	0.25	\$1,508,492	0.29	\$188,562
Summit Funding Inc	8	0.25	\$1,493,021	0.29	\$186,628
Evolve Bank & Trust	8	0.25	\$1,461,600	0.28	\$182,700
Polaris Home Funding Corp	8	0.25	\$1,145,052	0.22	\$143,132
Nations Lending Corporation	8	0.25	\$1,375,956	0.27	\$171,995
Draper and Kramer Mortgage Corp	8	0.25	\$1,228,605	0.24	\$153,576
Cardinal Financial Company	7	0.22	\$1,137,192	0.22	\$162,456
Success Mortgage Partners, Inc.	7	0.22	\$976,182	0.19	\$139,455
First Federal Lakewood	7	0.22	\$1,162,039	0.23	\$166,006
Union Savings Bank	6	0.19	\$1,178,931	0.23	\$196,489
Envoy Mortgage Ltd.	6	0.19	\$1,133,025	0.22	\$188,838
Diamond Residential Mortgage Corp	6	0.19	\$833,019	0.16	\$138,837
Sibcy Cline Mortgage Services, Inc.	6	0.19	\$1,000,074	0.19	\$166,679
Union Capital Mortgage Corp	5	0.15	\$801,576	0.16	\$160,315
Wesbanco Bank	5	0.15	\$719,786	0.14	\$143,957
American Neighborhood Mtg Acceptance Co	5	0.15	\$754,376	0.15	\$150,875
International City Mtg- Doorway Home Lns	5	0.15	\$951,318	0.18	\$190,264
Gateway First Bank	4	0.12	\$547,003	0.11	\$136,751
Cincinnati Federal	4	0.12	\$787,410	0.15	\$196,853
Equitable Mortgage Corp	4	0.12	\$784,038	0.15	\$196,010
Nationwide Mortgage Bankers, Inc	4	0.12	\$608,574	0.12	\$152,144



Lender	Number of Loans	Percent of Loans	Max Loan Amount	Percent of Loan Amount	Average Loan Amount
First Financial Bank	3	0.09	\$496,640	0.10	\$165,547
Wright Patt Credit Union	3	0.09	\$426,917	0.08	\$142,306
First Commonwealth Bank	2	0.06	\$201,007	0.04	\$100,504
Security National Mortgage Company	2	0.06	\$367,716	0.07	\$183,858
Northern Mortgage Services, LLC	2	0.06	\$346,199	0.07	\$173,100
Churchill Mortgage Company	2	0.06	\$374,738	0.07	\$187,369
Land Home Financial Services	2	0.06	\$428,939	0.08	\$214,470
Guardian Savings Bk	2	0.06	\$307,330	0.06	\$153,665
The State Bank & Trust Company	2	0.06	\$327,110	0.06	\$163,555
Academy Mortgage Corp.	2	0.06	\$241,444	0.05	\$120,722
Delmar Financial Company	2	0.06	\$212,130	0.04	\$106,065
Pacific Residential Mortgage LL	2	0.06	\$203,565	0.04	\$101,783
Celebrity Home Loans	2	0.06	\$387,845	0.08	\$193,923
Heartland Bank	2	0.06	\$446,200	0.09	\$223,100
Cleveland Mortgage Corp	2	0.06	\$395,275	0.08	\$197,638
NVR Mortgage Finance Inc	2	0.06	\$594,889	0.12	\$297,445
VanDyk Mortgage	1	0.03	\$229,090	0.04	\$229,090
GVC Mortgage Inc	1	0.03	\$303,905	0.06	\$303,905
Homespire Mortgage Corp	1	0.03	\$208,550	0.04	\$208,550
Warsaw Federal Savings & Loan	1	0.03	\$149,865	0.03	\$149,865
Residential Bancorp	1	0.03	\$132,554	0.03	\$132,554
New Carlisle Federal SB	1	0.03	\$111,550	0.02	\$111,550
Peoples Bank	1	0.03	\$178,965	0.03	\$178,965
First Merchants Bank	1	0.03	\$237,650	0.05	\$237,650
DHI Mortgage Company LTD	1	0.03	\$353,380	0.07	\$353,380
Developers Mortgage	1	0.03	\$168,884	0.03	\$168,884
Grand Total	3,234	100.00	\$515,167,562	100.00	\$159,297



APPENDIX B

Homebuyer Loans by County, FY 2023

County	Number of Loans	Percent of Loans	Total Loan Amount	Percent of Total Loan Amount	Average Loan Amount
Adams	11	0.34	\$1,280,832	0.25	\$116,439
Allen	16	0.49	\$2,038,085	0.40	\$127,380
Ashland	13	0.40	\$1,883,041	0.37	\$144,849
Ashtabula	17	0.53	\$1,975,877	0.38	\$116,228
Athens	11	0.34	\$1,365,700	0.27	\$124,155
Auglaize	3	0.09	\$441,701	0.09	\$147,234
Belmont	2	0.06	\$302,910	0.06	\$151,455
Brown	15	0.46	\$2,465,433	0.48	\$164,362
Butler	102	3.15	\$17,643,149	3.42	\$172,972
Carroll	4	0.12	\$371,534	0.07	\$92,884
Champaign	6	0.19	\$946,426	0.18	\$157,738
Clark	54	1.67	\$7,433,317	1.44	\$137,654
Clermont	61	1.89	\$11,848,131	2.30	\$194,232
Clinton	10	0.31	\$1,485,122	0.29	\$148,512
Columbiana	24	0.74	\$2,507,738	0.49	\$104,489
Coshocton	16	0.49	\$2,311,884	0.45	\$144,493
Crawford	12	0.37	\$1,381,238	0.27	\$115,103
Cuyahoga	297	9.18	\$45,516,819	8.84	\$153,255
Darke	6	0.19	\$976,793	0.19	\$162,799
Defiance	4	0.12	\$595,977	0.12	\$148,994
Delaware	15	0.46	\$3,637,213	0.71	\$242,481



County	Number of Loans	Percent of Loans	Total Loan Amount	Percent of Total Loan Amount	Average Loan Amount
Erie	16	0.49	\$2,408,095	0.47	\$150,506
Fairfield	59	1.82	\$11,639,925	2.26	\$197,287
Fayette	22	0.68	\$3,828,907	0.74	\$174,041
Franklin	431	13.33	\$87,739,037	17.03	\$203,571
Fulton	5	0.15	\$739,635	0.14	\$147,927
Gallia	4	0.12	\$567,431	0.11	\$141,858
Geauga	7	0.22	\$1,387,857	0.27	\$198,265
Greene	33	1.02	\$5,328,285	1.03	\$161,463
Guernsey	18	0.56	\$2,688,026	0.52	\$149,335
Hamilton	225	6.96	\$40,640,567	7.89	\$180,625
Hancock	9	0.28	\$1,261,399	0.24	\$140,155
Hardin	6	0.19	\$794,511	0.15	\$132,419
Harrison	3	0.09	\$320,722	0.06	\$106,907
Henry	4	0.12	\$351,930	0.07	\$87,983
Highland	13	0.40	\$1,913,959	0.37	\$147,228
Hocking	4	0.12	\$694,335	0.13	\$173,584
Holmes	0	0.00	\$0	0.00	N/A
Huron	20	0.62	\$2,829,705	0.55	\$141,485
Jackson	10	0.31	\$1,549,973	0.30	\$154,997
Jefferson	7	0.22	\$624,984	0.12	\$89,283
Knox	28	0.87	\$4,459,989	0.87	\$159,285



County	Number of Loans	Percent of Loans	Total Loan Amount	Percent of Total Loan Amount	Average Loan Amount
Lake	44	1.36	\$6,800,272	1.32	\$154,552
Lawrence	2	0.06	\$153,252	0.03	\$76,626
Licking	55	1.70	\$10,724,061	2.08	\$194,983
Logan	6	0.19	\$878,573	0.17	\$146,429
Lorain	103	3.18	\$15,032,706	2.92	\$145,949
Lucas	112	3.46	\$13,768,239	2.67	\$122,931
Madison	20	0.62	\$3,921,552	0.76	\$196,078
Mahoning	103	3.18	\$12,388,829	2.40	\$120,280
Marion	42	1.30	\$5,867,617	1.14	\$139,705
Medina	31	0.96	\$5,760,651	1.12	\$185,827
Meigs	2	0.06	\$314,062	0.06	\$157,031
Mercer	0	0.00	\$0	0.00	N/A
Miami	21	0.65	\$3,211,610	0.62	\$152,934
Monroe	1	0.03	\$84,848	0.02	\$84,848
Montgomery	161	4.98	\$24,739,900	4.80	\$153,664
Morgan	2	0.06	\$271,000	0.05	\$135,500
Morrow	6	0.19	\$1,386,805	0.27	\$231,134
Muskingum	48	1.48	\$6,770,128	1.31	\$141,044
Noble	3	0.09	\$311,722	0.06	\$103,907
Ottawa	6	0.19	\$1,031,959	0.20	\$171,993
Paulding	3	0.09	\$409,709	0.08	\$136,570
Perry	11	0.34	\$1,321,614	0.26	\$120,147
Pickaway	28	0.87	\$5,627,136	1.09	\$200,969

County	Number of Loans	Percent of Loans	Total Loan Amount	Percent of Total Loan Amount	Average Loan Amount
Pike	9	0.28	\$1,317,195	0.26	\$146,355
Portage	37	1.14	\$6,145,493	1.19	\$166,094
Preble	6	0.19	\$1,046,381	0.20	\$174,397
Putnam	1	0.03	\$125,681	0.02	\$125,681
Richland	22	0.68	\$2,822,180	0.55	\$128,281
Ross	38	1.18	\$6,277,430	1.22	\$165,196
Sandusky	20	0.62	\$2,812,344	0.55	\$140,617
Scioto	11	0.34	\$1,362,421	0.26	\$123,856
Seneca	8	0.25	\$948,684	0.18	\$118,586
Shelby	1	0.03	\$113,996	0.02	\$113,996
Stark	154	4.76	\$21,301,720	4.13	\$138,323
Summit	283	8.75	\$39,686,887	7.70	\$140,236
Trumbull	91	2.81	\$10,917,835	2.12	\$119,976
Tuscarawas	31	0.96	\$4,225,637	0.82	\$136,311
Union	8	0.25	\$1,889,551	0.37	\$236,194
Van Wert	0	0.00	\$0	0.00	N/A
Vinton	3	0.09	\$486,033	0.09	\$162,011
Warren	30	0.93	\$5,393,206	1.05	\$179,774
Washington	10	0.31	\$1,373,373	0.27	\$137,337
Wayne	19	0.59	\$3,190,590	0.62	\$167,926
Williams	6	0.19	\$736,584	0.14	\$122,764
Wood	12	0.37	\$1,934,032	0.38	\$161,169
Wyandot	1	0.03	\$105,872	0.02	\$105,872
Grand Total	3,234	100.00	\$515,167,562	100.00	\$159,297



APPENDIX C

Multifamily Housing Developments Receiving Initial Funding Allocations, FY 2023

Project Name	Municipality	County	Units	Month	OHFA Funds Allocated	Rehab	Senior	PSH	Syndicator
Kemper Lane Apartments	Cincinnati	Hamilton	105	Jul 22	\$730k 4% credits \$13m MF bonds	X	X		CREA
Piqua Village Apartments	Piqua	Miami	65	Jul 22	\$371k 4% credits \$8.8m MF bonds	X			Marble Cliff Capital
Melrose Village Apartments	Findlay	Hancock	106	Jul 22	\$436k 4% credits \$12m MF bonds	X			Marble Cliff Capital
Summit Square Apartments	Dayton	Montgomery	154	Jul 22	\$1m 4% credits \$22.8m MF bonds	X			Marble Cliff Capital
Ridgewood Court Apartments	Marietta	Washington	110	Jul 22	\$514k 4% credits \$10.5m MF bonds	X			Marble Cliff Capital
EDEN Expansion Phase II	Cleveland	Cuyahoga	8	Aug 22	\$1.1m HDAP-NHTF	X		X	N/A
Corban Commons	Columbus	Franklin	90	Aug 22	\$405k 4% credits \$5.5m MF bonds	X	X		Marble Cliff Capital
Ninety Four Ten Hough	Cleveland	Cuyahoga	116	Aug 22	\$1.8m 4% credits \$24m MF bonds				CREA
Columbus Renaissance Housing I	Columbus	Franklin	46	Sep 22	\$584k 4% credits \$7.5m MF bonds \$1.5m HDL				Marble Cliff Capital
Robert Cassidy Manor	Columbus	Franklin	75	Dec 22	\$406k 4% credits \$6.5m MF bonds	X	X		Hunt Capital Partners
Union Commons- Family	Union Township	Clermont	262	Jan 23	\$3.9m 4% credits				PNC Bank
Middletown Phase One	Middletown	Butler	154	Feb 23	\$1.7m 4% credits \$25.2m MF bonds	X			OCCH
Middletown Phase Two	Middletown	Butler	207	Feb 23	\$1.7m 4% credits \$24m MF bonds	X			OCCH
Huffman Parnell Preservation	Dayton	Montgomery	12	Mar 23	\$600k HDAP-HOME-ARP \$600k HDAP-NHTF \$600k HDAP-OHTF	X			N/A
Hamilton Phase One	Hamilton	Butler	153	Mar 23	\$1.7m 4% credits \$22.5m MF bonds	X			OCCH
Hamiton Phase Two	Hamilton	Butler	179	Mar 23	\$1.4m 4% credits \$21m MF bonds	X			OCCH
Park Place Apartments	Cleveland	Cuyahoga	126	Mar 23	\$1.1m 4% credits \$16.5m MF bonds	X			Boston Financial Investment Management
Hoover Flats	Dayton	Montgomery	10	Apr 23	\$500k HDAP-OHTF		X		N/A
Corban Commons	Columbus	Franklin	90	Apr 23	\$405k 4% credits \$5.5m MF bonds	X	X		Marble Cliff Capital
65 Nickel	Akron	Summit	43	May 23	\$1m 9% credits				OCCH
Arlington Senior Housing	Toledo	Lucas	52	May 23	\$1.2m 9% credits		X		TBD
Carol Crossing	Zanesville	Muskingum	42	May 23	\$1m 9% credits				Marble Cliff Capital
Channing Street Redevelopment	Delaware	Delaware	44	May 23	\$1.1m 9% credits				TBD
CJ McLin Senior Apartments	Dayton	Montgomery	46	May 23	\$824k 9% credits	X	X		OCCH
Collinson Apartments	Akron	Summit	100	May 23	\$1m 9% credits	X	X		TBD
Defiance Ridge Apartments	Defiance	Defiance	36	May 23	\$624k 9% credits	X			OCCH
Edgemont Colony Apartments	Edgerton	Williams	24	May 23	\$426k 9% credits	X			OCCH
Emerald Senior	Cleveland	Cuyahoga	62	May 23	\$1.1m 9% credits			X	TBD
Hebron Senior Apartments	Hebron	Licking	42	May 23	\$1m 9% credits		X		TBD



Project Name	Municipality	County	Units	Month	OHFA Funds Allocated	Rehab	Senior	PSH	Syndicator
Hope Homes I	Cleveland	Cuyahoga	28	May 23	\$900k 9% credits				TBD
Juniper Crossing	Columbus	Franklin	44	May 23	\$1m 9% credits		X		Marble Cliff Capital
Niles Senior Housing	Niles	Trumbull	42	May 23	\$1m 9% credits		X		OCCH
Noble Station	Cleveland Heights	Cuyahoga	52	May 23	\$1.2m 9% credits				CREA
Northside Villas	Wooster	Wayne	42	May 23	\$1m 9% credits				CREA
Parkway Lofts	Canton	Stark	43	May 23	\$1m 9% credits				OCCH
Puritas Senior Apartments	Cleveland	Cuyahoga	48	May 23	\$1.2m 9% credits		X		TBD
Renew Miami Chapel Phase 1	Dayton	Montgomery	44	May 23	\$1m 9% credits	X			OCCH
Ridgeville Farms	North Ridgeville	Lorain	52	May 23	\$1.2m 9% credits		X		TBD
Roberts Station	Canton	Stark	50	May 23	\$1.2m 9% credits		X		OCCH
Rockdell Villas	Fairborn	Greene	40	May 23	\$1.3m 9% credits			X	OCCH
Spaeth and Kelly Hall	Cincinnati	Hamilton	30	May 23	\$950k 9% credits	X		X	OCCH
Sunrise Neighborhood Living	Lorain	Lorain	36	May 23	\$525k 9% credits	X		X	National Development Council
The Depot on Detroit	Cleveland	Cuyahoga	60	May 23	\$1.3m 9% credits				Merchants Capital
The Pointe at Walker Mill	Boardman	Mahoning	50	May 23	\$1.2m 9% credits		X		NDC
The Reserve at Mount Gilead II	Mount Gilead	Morrow	43	May 23	\$1m 9% credits		X		NDC
Village at Town Center II	Tallmadge	Summit	53	May 23	\$1.3m 9% credits		X		OCCH
Warner and Swasey II	Cleveland	Cuyahoga	56	May 23	\$1.3m 9% credits				Ohio Housing Capital
Wickliffe Senior	Wickliffe	Lake	54	May 23	\$1.3m 9% credits		X		PNC Real Estate
Logan Commons	Cincinnati	Hamilton	42	May 23	\$880k 9% credits \$2m HDL		X		Marble Cliff Capital
Vandalia Townhomes	Vandalia	Montgomery	35	May 23	\$137k 4% credits \$2.5m MF bonds	X			OCCH
Dering Family Homes	Columbus	Franklin	245	Jun 23	\$3.1m 4% credits \$4.5m HDAP-HOME \$16.5m MF bonds				Hudson Housing Capital LLC
Springboro Sherman	Springboro	Warren	94	Jun 23	\$500k 4% credits \$2.8m HDAP-NHTF \$1.3m HDL	X	X		OCCH
Hitchcock Housing	Cleveland	Cuyahoga	53	Jun 23	\$845k 4% credits \$5.5m HDAP-HOME-ARP \$2m HDL			X	National Equity Fund

Note: Abbreviations are as follows:

9% credits – Competitively awarded Housing Tax Credits
 4% credits – Non-competitively awarded Housing Tax Credits
 HDAP – Housing Development Assistance Programs
 HDAP-OHTF – HDAP award funded through the Ohio
 Housing Trust Fund
 HDAP-NHTF – HDAP award funded through the National
 Housing Trust Fund
 HDAP-HOME – HDAP award funded through the
 HOME Investment Partnerships Program
 HDAP-HOME-ARP – HDAP award funded through the HOME
 Investment Partnerships American Rescue Plan Program

MF bonds – Tax-exempt multifamily bonds
 MLP - Multifamily Lending Program*
 HDL – Housing Development Loan
 n/a – Not applicable
 OCCH – Ohio Capital Corporation for Housing
 PSH – Permanent Supportive Housing
 TBD – To be determined

**MLP dollars were not awarded to developments in initial funding allocations this fiscal year.*



APPENDIX D

IRS Form 8609 Issuances, FY 2023

Project Name	Date Issued	Municipality	County	Units	Credits	Syndicator
Essemar Senior Apartments*	7/13/22	Toledo	Lucas	51	\$120,289	Red Oak Capital Group
Franklin Village Senior Homes*	7/13/22	Toledo	Lucas	40	\$126,664	Red Oak Capital Group
Brandt Meadows*	7/15/22	Dayton	Montgomery	55	\$286,815	OCCH
Sutter View Apartments*	7/15/22	Cincinnati	Hamilton	114	\$1,191,898	OCCH
Overlook Apartments	7/18/22	Chillicothe	Ross	45	\$720,281	US Bank
Prairie View Apartments	7/27/22	Wilmington	Clinton	74	\$700,000	OCCH
Santee Landing	7/27/22	Wadsworth	Medina	45	\$1,000,000	OCCH
Cambridge House Apartments*	7/27/22	Dayton	Montgomery	45	\$367,676	NDC Corporate Equity Fund
The Summit PSH	7/29/22	Cincinnati	Hamilton	58	\$870,000	OCCH
St Mary's Crossing	8/3/22	St. Marys	Auglaize	50	\$825,000	City Real Estate Advisors
Terrace Towers Apartments*	8/29/22	East Cleveland	Cuyahoga	231	\$765,971	OCCH
Hopeton Terrace*	9/12/22	Scioto Township	Ross	46	\$238,237	OCCH
Collingwood Green Phase III	9/12/22	Toledo	Lucas	55	\$1,150,000	OCCH
Hawthorn Landing	9/15/22	Fairborn	Greene	68	\$985,000	OCCH
Bridge Pointe Commons	9/20/22	Elyria	Lorain	62	\$1,061,231	City Real Estate Advisors
Colfax Family Homes	9/21/22	Cleveland	Cuyahoga	36	\$825,000	OCCH
Riverside Park Phase II*	10/13/22	Cleveland	Cuyahoga	203	\$1,975,022	Ohio Equity Fund
Wesley Tower*	11/9/22	Akron	Summit	101	\$662,039	OCCH
Northland Gate	11/15/22	Columbus	Franklin	94	\$1,234,999	City Real Estate Advisors
Zanesville Lofts*	11/16/22	Zanesville	Muskingum	20	\$177,534	OCCH
Jenkins Lofts	11/18/22	Columbus	Franklin	60	\$1,070,830	OCCH
The Elms*	12/2/22	Warren	Trumbull	200	\$851,514	OCCH
Wendler Commons	12/7/22	Columbus	Franklin	62	\$991,999	OCCH
Legacy Place	12/9/22	Urbana	Champaign	51	\$800,000	Alliant
Warner Junction	12/12/22	Columbus	Franklin	50	\$1,000,000	OCCH



Project Name	Date Issued	Municipality	County	Units	Credits	Syndicator
Westminster Court I	12/13/22	Blanchester	Clinton	64	\$700,000	Ohio Capital Corporation for Housing
Wood Street Lofts	12/20/22	Piqua	Miami	52	\$686,146	NDC Corporate Equity Fund
Carnegie Tower at Fairfax*	12/20/22	Cleveland	Cuyahoga	171	\$967,740	Key Community Development Corporation
Northern Place Townhomes	12/27/22	Columbus	Franklin	105	\$1,092,000	OCCH
Findlay Senior Towers*	12/27/22	Findlay	Hancock	146	\$545,464	OCCH
Groewood Manor	1/23/23	Youngstown	Mahoning	100	\$700,000	OCCH
Eastern Woods Senior	1/23/23	Findlay	Hancock	50	\$800,000	OCCH
Secor Senior	2/2/23	Toledo	Lucas	58	\$1,000,000	City Real Estate Advisors
Wayne Lofts	2/2/23	Cincinnati	Hamilton	58	\$985,940	OCCH
Bryn Mawr Glen*	3/6/23	Ravenna	Portage	51	\$361,770	OCCH
Pelham Manor*	3/16/23	Toledo	Lucas	101	\$631,761	City Real Estate Advisors
Mayflower Manor*	4/12/23	Akron	Summit	233	\$1,473,964	RedStone Equity Partners
Hempstead Landing	4/12/23	Kettering	Montgomery	40	\$720,000	OCCH
Pinecrest*	4/27/23	Cincinnati	Hamilton	190	\$1,358,894	OCCH
Detroit Shoreway Homes	4/27/23	Cleveland	Cuyahoga	30	\$850,000	Enterprise Community Investment Partners
Sanctuary at Springboro*	5/5/23	Springboro	Warren	118	\$954,849	AHP Housing Fund
Oxford Place	5/24/23	Canton	Stark	62	\$1,275,000	City Real Estate Advisors
First Holzer Apartments	5/25/23	Gallipolis	Gallia	54	\$636,000	OCCH
Crosswind Village*	5/30/23	Columbus	Franklin	232	\$1,463,827	Key Community Development Corporation
Melrose Place	6/14/23	Cincinnati	Hamilton	26	\$624,000	OCCH
Willkommen Zuhause	6/14/23	Cincinnati	Hamilton	56	\$1,120,000	National Equity Fund
Colonial Village*	6/21/23	Cincinnati	Hamilton	66	\$550,256	Key Community Development Corporation

Notes: Form 8609 is the name of the IRS form that owners of affordable housing developments must complete to obtain Housing Tax Credits from OHFA. Buildings must be “placed into service”—i.e., made available for habitation by residents—prior to filing Form 8609. “Credits” indicates the amount of Housing Tax Credits to be awarded annually for 10 years. Projects with an asterisk indicate 4% credit awards; all others are 9% credit awards.



APPENDIX E

Contracts and Payments for Services over \$100,000, FY 2023

OFFICE OF SINGLE FAMILY HOUSING, RESIDENTIAL LENDING DIVISION

Vendor	Services Provided	Contract Amount	FY 2023 Payments
BLX	Arbitrage Agent	\$140,000	\$24,500
BNY Mellon	Trading Facility	Variable	\$1,247,412
Citi Group Global Markets Inc	Trading Facility	Variable	\$278,375
Citi Group Global Markets Inc	Remarketing Agent	Variable	\$20,844
Dinsmore & Shohl LLP	Legal Services	Variable	\$287,155
Daiwa	Trading Facility	Variable	\$182,676
Jefferies	Trading Facility	Variable	\$113,793
Moody's Investors Service	Credit Rating	Variable	\$181,500
Optimal Capital Group	Swap Advisory	\$433,500	\$33,250
PFM Asset Management LLC	Investment Advisory	\$240,000	\$79,999
RBC Capital Markets	Financial Advisory	\$1,900,000	\$509,991
Thompson Hine	Legal Services	Variable	\$314,353
Wilmington Trust	Trustee Services	\$354,711	\$55,550

OFFICE OF SINGLE FAMILY HOUSING, HOUSING PRESERVATION DIVISION

Vendor	Services Provided	Contract Amount	FY 2023 Payments
Aston Carter Inc	Temporary Staffing	\$1,829,709	\$1,331,543
Ohio Homeowner Assistance LLC	Program Administration	\$280,000	\$96,000
Crowe LLP	Accounting Engagement	\$175,000	\$87,975
OST Inc	Temporary Staffing	\$169,000	\$128,000



OFFICE OF MULTIFAMILY HOUSING

Vendor	Services Provided	Contract Amount	FY 2023 Payments
August Mack Environmental Inc	Environmental Site Reviews	\$123,605	\$73,960
Crawford, Murphy & Tilly Inc	Environmental Site Reviews	\$247,210	\$159,186

OFFICE OF OPERATIONS

Vendor	Services Provided	Contract Amount	FY 2023 Payments
BHDP Architecture	Move Architecture & Consulting	\$145,596	\$140,406
Central Parking Corporation	Vehicle Parking	\$166,118	\$166,118
Emphasys Software	Loan and Accounting Software	\$564,806	\$542,093
Lee Smith Properties	Building Lease/Maintenance	\$957,916	\$957,916
Rea & Associates	External Financial & Single Audit	\$152,950	\$152,950
Whitestone Group Inc	Building Security	\$143,349	\$120,756





2600 Corporate Exchange Drive Suite 300
Columbus, OH 43231
Phone 614.466.7970 Toll Free 888.362 6432
Fax 614.644.5393 TDD 614.466.1940
Web www.ohiohome.org

STAY **CONNECTED...**



The Ohio Housing Finance Agency is an Equal Opportunity Housing entity. Loans are available on a fair and equal basis regardless of race, color, religion, sex, familial status, national origin, military status, disability or ancestry. Please visit www.ohiohome.org for more information.