



3RD CONGRESSIONAL DISTRICT

Rep. Joyce Beatty

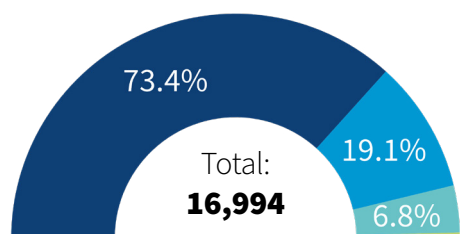


Housing Finance Agency

The Ohio Housing Finance Agency (OHFA) is a state agency dedicated to ensuring all Ohioans have a safe and affordable place to call home. OHFA uses federal and state resources to support down payment assistance and fixed-rate mortgages as well as finance the development of affordable housing for low- to moderate-income Ohioans. Two key federal resources are the Low-Income Housing Tax Credit, which facilitates private capital investment to build and preserve affordable rental housing, and tax-exempt private activity bonds or Housing Bonds, which help support both homeownership and rental housing programs. OHFA also uses three state funding sources, the Ohio Low-Income Housing Tax Credit, an allocation from the Ohio Housing Trust Fund, and funding from the Ohio Department of Commerce, Division of Unclaimed Funds, for the development of affordable rental housing. Through these programs and other activities, the Agency creates or sustains more than 27,000 jobs and contributes \$4.5 billion a year to the state's economy.

OHFA'S IMPACT IN THE 3RD DISTRICT

Rental Units Developed by Priority Need



● Gen. Occupancy ● Senior ● PSH ● AAL ● Temporary

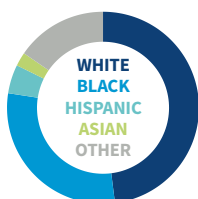
18,001 Residents Assisted with Homebuying

16,994 Affordable Rental Units Built or Preserved

OHFA HOMEBUYERS IN THE 3RD DISTRICT

Average Age	Average Income	Average Home Loan	Average FICO® Score
37	\$78,989	\$219,324	721

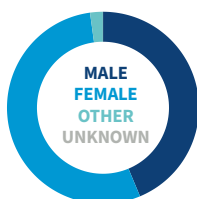
Race/Ethnicity Breakdown



Marital Status Breakdown



Gender Breakdown



HOUSING NEEDS IN OHIO'S 3RD DISTRICT

Price-to-Income Ratio

The average home price in the 3rd is **\$350,036**, or **3.3 years** of family income for the average potential homebuyer.



Rent Increases

Since 2019, rents in the 3rd have **increased by 19%**, making housing less affordable for renters on fixed incomes.



Eviction Filings

15,153 evictions were filed against renters in the 3rd in 2024, putting **9% of rental households** in danger of experiencing homelessness.

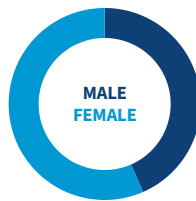


LOW-INCOME RENTERS IN THE 3RD DISTRICT

All Members of Household by Age



Heads of Household by Gender



Average Age

31

All Members of Household

44

Head of Household

Number of Low-Income Renters

198,096

All Members of Household

94,333

Households

Income & Rent Limits

\$52,300

Max. Income

\$1,308

Max. Rent

60% AMI, Family of 2

Select Local Jobs

(and their average salaries)

Bookkeepers (\$51K)

Medical Admin Assistants (\$44K)

Forklift Operators (\$49K)



Sources: OHFA internal data (as of June 30, 2025); American Community Survey (ACS) One-Year Estimates; IPUMS USA, University of Minnesota (based on the ACS Public Use Microdata Sample); Supreme Court of Ohio Case Management System (based on 2024 data); Ohio Department of Education and Workforce (public data request, based on 2024–2025 school year data); MarketTrends/RentalTrends, Cotality (based on 12-month averages); National Low Income Housing Coalition (public data request, based on the ACS Public Use Microdata Sample); Income Limits, U.S. Department of Housing and Urban Development; Occupational Employment and Wage Statistics, U.S. Bureau of Labor Statistics

Notes: PSH = Permanent Supportive Housing. AAL = Affordable Assisted Living. AMI = Area Median Income. Due to rounding error, percentages may not add up to 100%. All estimates based on 2023 or 2024 data. For questions, contact the Office of Research and Analytics at Research@ohiohome.org.



Housing Finance Agency

2600 Corporate Exchange Drive, Suite 300 Columbus, OH 43231
614.466.7970 | www.ohiohome.org
Bill Beagle, Executive Director
Grant Miller, Legislative Liaison



National Council of State Housing Agencies 444 North Capitol Street, NW Suite 438 Washington, DC 20001
202.624.7710 | www.ncsha.org
Stockton Williams, Executive Director