



44TH OHIO HOUSE DISTRICT

Rep. Josh Williams

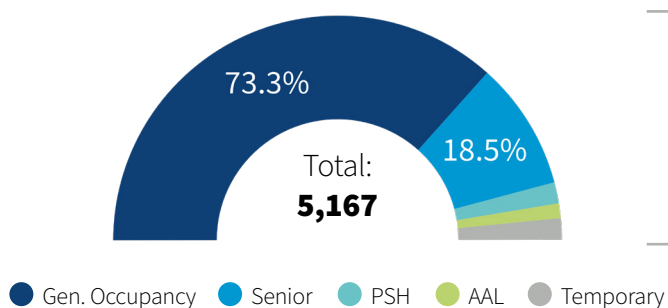


**Housing Finance
Agency**

The Ohio Housing Finance Agency (OHFA) is a state agency dedicated to ensuring all Ohioans have a safe and affordable place to call home. OHFA uses federal and state resources to support down payment assistance and fixed-rate mortgages as well as finance the development of affordable housing for low- to moderate-income Ohioans. Two key federal resources are the Low-Income Housing Tax Credit, which facilitates private capital investment to build and preserve affordable rental housing, and tax-exempt private activity bonds or Housing Bonds, which help support both homeownership and rental housing programs. OHFA also uses three state funding sources, the Ohio Low-Income Housing Tax Credit, an allocation from the Ohio Housing Trust Fund, and funding from the Ohio Department of Commerce, Division of Unclaimed Funds, for the development of affordable rental housing. Through these programs and other activities, the Agency creates or sustains more than 27,000 jobs and contributes \$4.5 billion a year to the state's economy.

OHFA'S IMPACT IN THE 44TH DISTRICT

Rental Units Developed by Priority Need



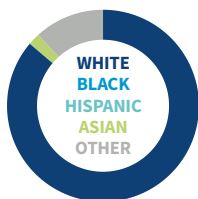
567 Residents Assisted with Homebuying

5,167 Affordable Rental Units Built or Preserved

OHFA HOMEBUYERS IN THE 44TH DISTRICT

Average Age: **32** Average Income: **\$83,322** Average Home Loan: **\$194,830** Average FICO® Score: **730**

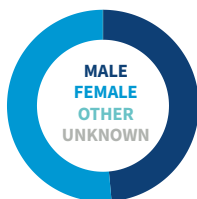
Race/Ethnicity Breakdown



Marital Status Breakdown



Gender Breakdown



HOUSING NEEDS IN OHIO'S 44TH DISTRICT

Severe Mortgage Burden

1,457 mortgage holders in the 44th spend 50% or more of income on housing, putting them **at risk of losing their homes to foreclosure**.



Affordability Gap

There are only **640 rental homes** affordable and available to the **2,504 ELI renters** in the 44th, leaving a shortage of **1,863 units**.



Lead Hazard

6,384 housing units or **13% of units** in the 44th were built before 1950, making them **more likely to contain lead paint**.

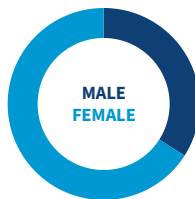


LOW-INCOME RENTERS IN THE 44TH DISTRICT

All Members of Household by Age



Heads of Household by Gender



Average Age

40 All Members of Household
51 Head of Household

Number of Low-Income Renters

9,658 All Members of Household
5,480 Households

Income & Rent Limits

\$45,700 Max. Income
\$1,143 Max. Rent
60% AMI, Family of 2

Select Local Jobs
(and their average salaries)

Nursing Assistants (\$40K)
Office Clerks (\$44K)
Die Cast Operators (\$42K)



Sources: OHFA internal data (as of June 30, 2025); American Community Survey (ACS) One-Year Estimates; IPUMS USA, University of Minnesota (based on the ACS Public Use Microdata Sample); Supreme Court of Ohio Case Management System (based on 2024 data); Ohio Department of Education and Workforce (public data request, based on 2024–2025 school year data); MarketTrends/RentalTrends, Cotality (based on 12-month averages); National Low Income Housing Coalition (public data request, based on the ACS Public Use Microdata Sample); Income Limits, U.S. Department of Housing and Urban Development; Occupational Employment and Wage Statistics, U.S. Bureau of Labor Statistics

Notes: PSH = Permanent Supportive Housing. AAL = Affordable Assisted Living. AMI = Area Median Income. Due to rounding error, percentages may not add up to 100%. All estimates based on 2023 or 2024 data. For questions, contact the Office of Research and Analytics at Research@ohiohome.org.



Housing Finance Agency

2600 Corporate Exchange Drive, Suite 300 Columbus, OH 43231
614.466.7970 | www.ohiohome.org
Bill Beagle, Executive Director
Grant Miller, Legislative Liaison