



58TH OHIO HOUSE DISTRICT

Rep. Lauren McNally

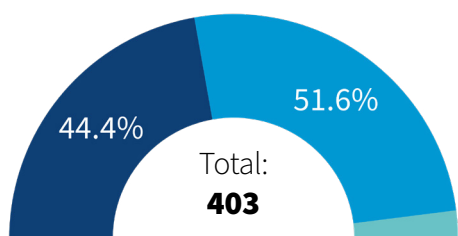


Housing Finance Agency

The Ohio Housing Finance Agency (OHFA) is a state agency dedicated to ensuring all Ohioans have a safe and affordable place to call home. OHFA uses federal and state resources to support down payment assistance and fixed-rate mortgages as well as finance the development of affordable housing for low- to moderate-income Ohioans. Two key federal resources are the Low-Income Housing Tax Credit, which facilitates private capital investment to build and preserve affordable rental housing, and tax-exempt private activity bonds or Housing Bonds, which help support both homeownership and rental housing programs. OHFA also uses three state funding sources, the Ohio Low-Income Housing Tax Credit, an allocation from the Ohio Housing Trust Fund, and funding from the Ohio Department of Commerce, Division of Unclaimed Funds, for the development of affordable rental housing. Through these programs and other activities, the Agency creates or sustains more than 27,000 jobs and contributes \$4.5 billion a year to the state's economy.

OHFA'S IMPACT IN THE 58TH DISTRICT

Rental Units Developed by Priority Need



● Gen. Occupancy ● Senior ● PSH ● AAL ● Temporary

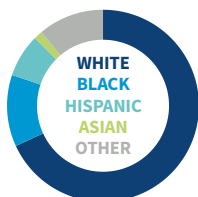
1,430 Residents Assisted with Homebuying

403 Affordable Rental Units Built or Preserved

OHFA HOMEBUYERS IN THE 58TH DISTRICT

Average Age	Average Income	Average Home Loan	Average FICO® Score
35	\$59,679	\$124,337	692

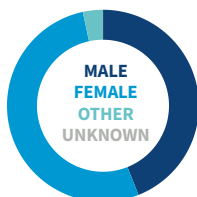
Race/Ethnicity Breakdown



Marital Status Breakdown



Gender Breakdown



HOUSING NEEDS IN OHIO'S 58TH DISTRICT

Mortgage Delinquency

In 2024, **1.79% of mortgage holders** in the 58th missed three or more payments on their mortgage, putting them in **danger of foreclosure**.



Homeless Students

413 K-12 students at public schools in the 58th have no permanent residence, or **lack a fixed, regular, and adequate place to sleep**.



Veterans

483 veterans in the 58th are **housing unstable**, or live in households spending more than 50% of income on homeowner costs or rent.

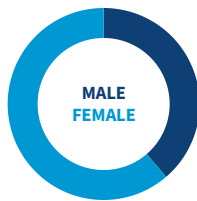


LOW-INCOME RENTERS IN THE 58TH DISTRICT

All Members of Household by Age



Heads of Household by Gender



Average Age

34
All Members of Household

49
Head of Household

Number of Low-Income Renters

19,527
All Members of Household

9,305
Households

Income & Rent Limits

\$36,250
Max. Income
60% AMI, Family of 2

\$906
Max. Rent

Select Local Jobs
(and their average salaries)

Preschool Teachers (\$34K)
Home Health Aides (\$30K)
Warehouse Clerks (\$34K)



Sources: OHFA internal data (as of June 30, 2025); American Community Survey (ACS) One-Year Estimates; IPUMS USA, University of Minnesota (based on the ACS Public Use Microdata Sample); Supreme Court of Ohio Case Management System (based on 2024 data); Ohio Department of Education and Workforce (public data request, based on 2024-2025 school year data); MarketTrends/RentalTrends, Cotality (based on 12-month averages); National Low Income Housing Coalition (public data request, based on the ACS Public Use Microdata Sample); Income Limits, U.S. Department of Housing and Urban Development; Occupational Employment and Wage Statistics, U.S. Bureau of Labor Statistics

Notes: PSH = Permanent Supportive Housing. AAL = Affordable Assisted Living. AMI = Area Median Income. Due to rounding error, percentages may not add up to 100%. All estimates based on 2023 or 2024 data. For questions, contact the Office of Research and Analytics at Research@ohiohome.org.



**Housing Finance
Agency**

2600 Corporate Exchange Drive, Suite 300 Columbus, OH 43231
614.466.7970 | www.ohiohome.org
Bill Beagle, Executive Director
Grant Miller, Legislative Liaison