



# 19TH OHIO SENATE DISTRICT

*Sen. Andrew O. Brenner*

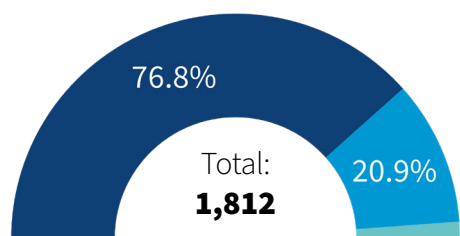


**Housing Finance Agency**

The Ohio Housing Finance Agency (OHFA) is a state agency dedicated to ensuring all Ohioans have a safe and affordable place to call home. OHFA uses federal and state resources to support down payment assistance and fixed-rate mortgages as well as finance the development of affordable housing for low- to moderate-income Ohioans. Two key federal resources are the Low-Income Housing Tax Credit, which facilitates private capital investment to build and preserve affordable rental housing, and tax-exempt private activity bonds or Housing Bonds, which help support both homeownership and rental housing programs. OHFA also uses three state funding sources, the Ohio Low-Income Housing Tax Credit, an allocation from the Ohio Housing Trust Fund, and funding from the Ohio Department of Commerce, Division of Unclaimed Funds, for the development of affordable rental housing. Through these programs and other activities, the Agency creates or sustains more than 27,000 jobs and contributes \$4.5 billion a year to the state's economy.

## OHFA'S IMPACT IN THE 19TH DISTRICT

### Rental Units Developed by Priority Need



● Gen. Occupancy ● Senior ● PSH ● AAL ● Temporary

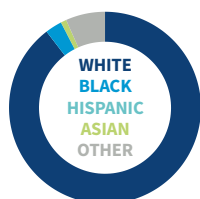
**2,638** Residents Assisted with Homebuying

**1,812** Affordable Rental Units Built or Preserved

## OHFA HOMEBUYERS IN THE 19TH DISTRICT

Average Age: **32** | Average Income: **\$77,296** | Average Home Loan: **\$211,650** | Average FICO® Score: **719**

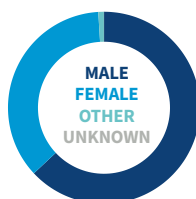
### Race/Ethnicity Breakdown



### Marital Status Breakdown



### Gender Breakdown



# HOUSING NEEDS IN OHIO'S 19TH DISTRICT

## Price-to-Income Ratio

The average home price in the 19th is **\$409,656**, or **3 years** of family income for the average potential homebuyer.



## Older Adults

**7,907 older adults** in the 19th are **housing unstable**, or are part of households spending at least half their incomes on housing costs.



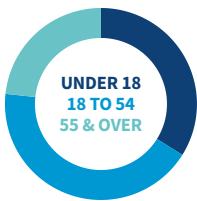
## Veterans

**803 veterans** in the 19th are **housing unstable**, or live in households spending more than 50% of income on homeowner costs or rent.

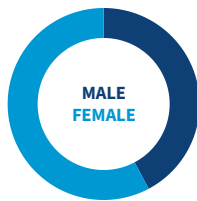


## LOW-INCOME RENTERS IN THE 19TH DISTRICT

All Members of Household by Age



Heads of Household by Gender



Average Age

**34** All Members of Household  
**53** Head of Household

Number of Low-Income Renters

**32,200** All Members of Household  
**14,167** Households

Income & Rent Limits

**\$52,300** Max. Income  
**\$1,308** Max. Rent  
60% AMI, Family of 2

Select Local Jobs  
(and their average salaries)

**Bookkeepers (\$51K)**  
**Medical Admin Assistants (\$44K)**  
**Forklift Operators (\$49K)**



Sources: OHFA internal data (as of June 30, 2025); American Community Survey (ACS) One-Year Estimates; IPUMS USA, University of Minnesota (based on the ACS Public Use Microdata Sample); Supreme Court of Ohio Case Management System (based on 2024 data); Ohio Department of Education and Workforce (public data request, based on 2024–2025 school year data); MarketTrends/RentalTrends, Cotality (based on 12-month averages); National Low Income Housing Coalition (public data request, based on the ACS Public Use Microdata Sample); Income Limits, U.S. Department of Housing and Urban Development; Occupational Employment and Wage Statistics, U.S. Bureau of Labor Statistics

Notes: PSH = Permanent Supportive Housing. AAL = Affordable Assisted Living. AMI = Area Median Income. Due to rounding error, percentages may not add up to 100%. All estimates based on 2023 or 2024 data. For questions, contact the Office of Research and Analytics at [Research@ohiohome.org](mailto:Research@ohiohome.org).



**Housing Finance  
Agency**

2600 Corporate Exchange Drive, Suite 300 Columbus, OH 43231  
614.466.7970 | [www.ohiohome.org](http://www.ohiohome.org)  
Bill Beagle, Executive Director  
Grant Miller, Legislative Liaison